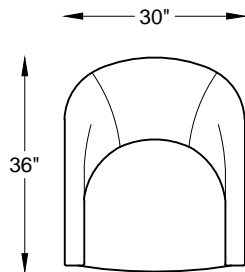
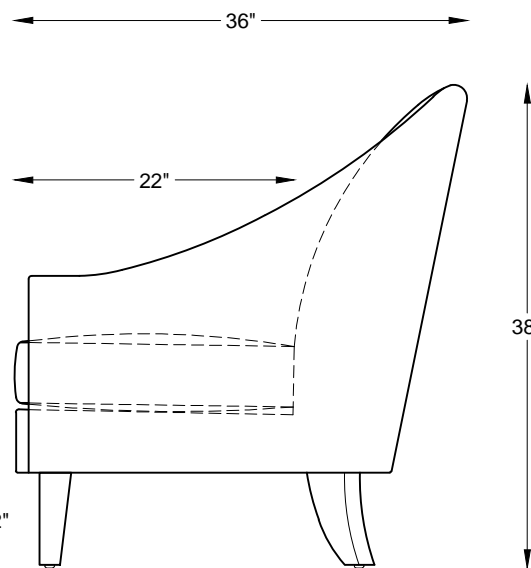
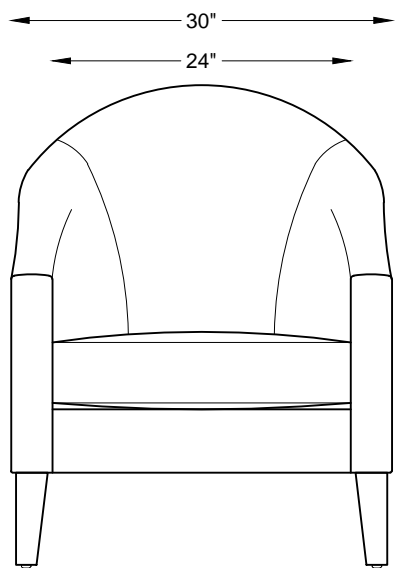


1137 SIDNEY SERIES



113704/ CHAIR



*NOT TO SCALE

Scale: $\frac{3}{8}'' = 1'-00''$

This schematic is current as 10/15 . The company reserves the right to change dimensions and products offered. A more recent schematic may be available for this series. To see the most current schematic, go to <http://lazarind.com>

*NOTE: L or R IS DETERMINED BY FACING AT THE PIECE