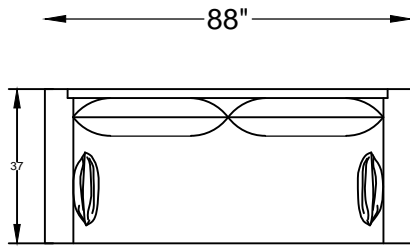
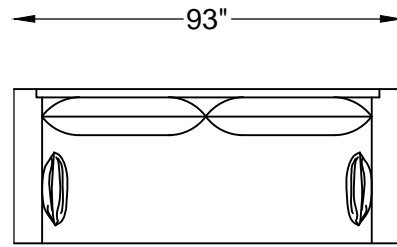


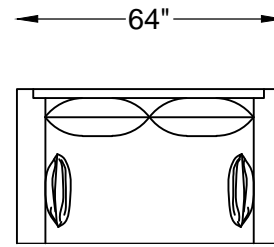
GARRETT 1500 SERIES



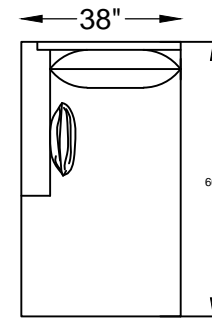
M150020/ SOFA



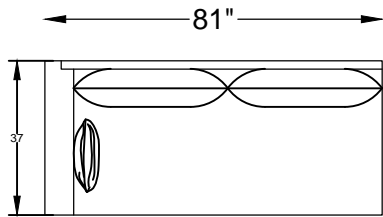
M150099/ SOFA



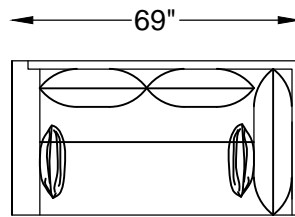
M150013/ LOVESEAT



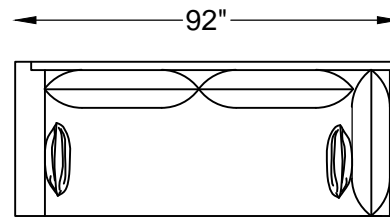
150007/ L OR R ONE-ARM CHAISE (SHOWN AS LEFT)



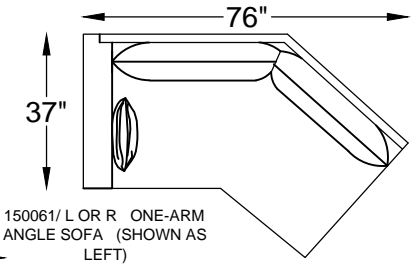
150017/ L OR R 1-CUSHION ONE-ARM SOFA/ L (SHOWN AS LEFT)



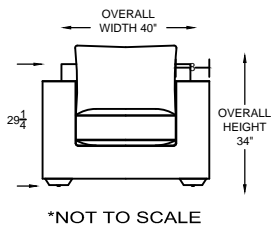
150011/ L OR R ONE-ARM LOVESEAT W/RETURN (SHOWN AS LEFT)



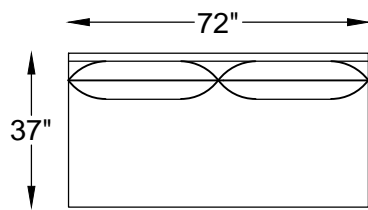
150018/ L OR R ONE-ARM SOFA W/RETURN (SHOWN AS LEFT)



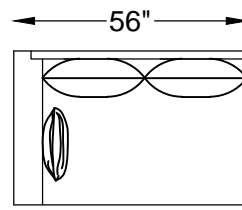
150061/ L OR R ONE-ARM ANGLE SOFA (SHOWN AS LEFT)



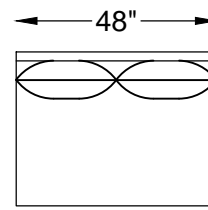
*NOT TO SCALE



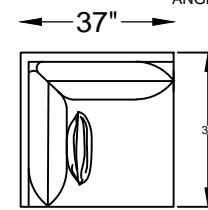
150014 ARMLESS SOFA



150010/ L OR R ONE-ARM LOVESEAT (SHOWN AS LEFT)



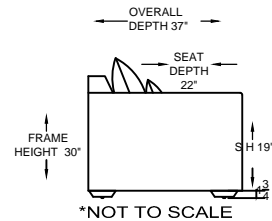
150009/ ARMLESS LOVESEAT



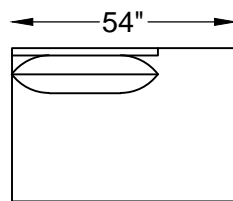
150005/ L OR R CORNER CHAIR



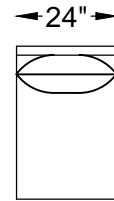
150001/ OTTOMAN



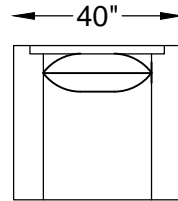
*NOT TO SCALE



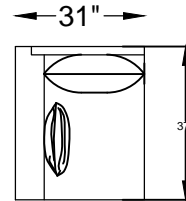
150064/ L OR R ARMLESS LOVE WITH/ BUMPER (SHOWN AS RIGHT)



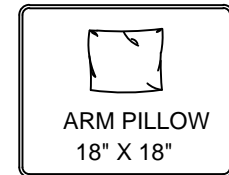
150002/ ARMLESS CHAIR



M150004/ CHAIR



150003/ L OR R ONE-ARM CHAIR (SHOWN AS LEFT)



ARM PILLOW
18" X 18"

Scale: 1/4" = 1'-0"

This schematic is current as 04/16 . The company reserves the right to change dimensions and products offered. A more recent schematic may be available for this series. To see the most current schematic, go to <http://lazarind.com>

*NOTE: L or R IS DETERMINED BY FACING AT THE PIECE